

# NEIGHBORS APP OVERVIEW

## Request Status

Click to view all requests status

Status

## Profile

Edit name or password. Check off personal interests and other items.

## Services

Click "Order Service" to select from available categories and place an order.

Order Service

## Menu

Click here to access your menu and order food.



Menu



Social



Calendar



Documents



Links



Hello!

No news today



I'm In

## QoD, News & Announcements

Answer the Question of the day. View News & Announcements.



## Home

Click here to navigate back to this page.

## Calendar

Click "Calendar" to see community wide and personal events.

## Check in

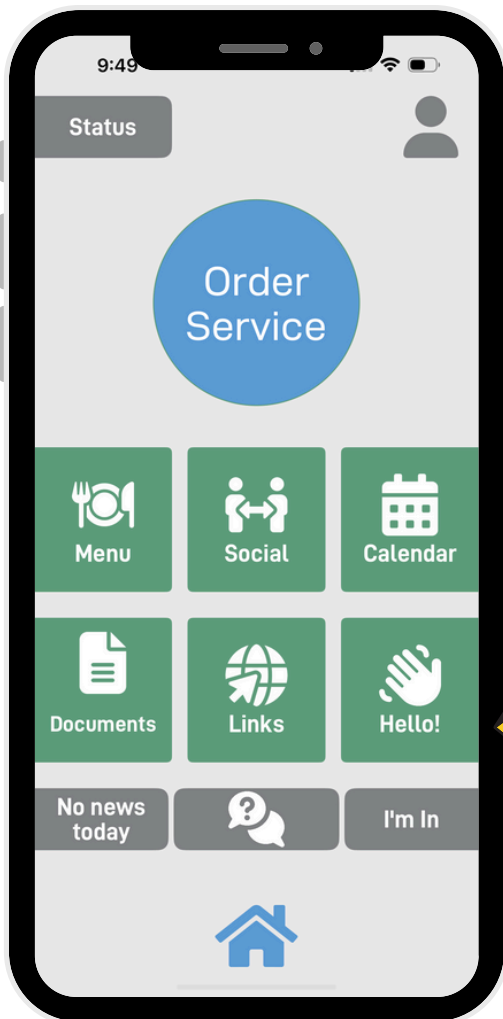
Send a greeting or check in

## I'm in

Mark yourself as in or out of the community

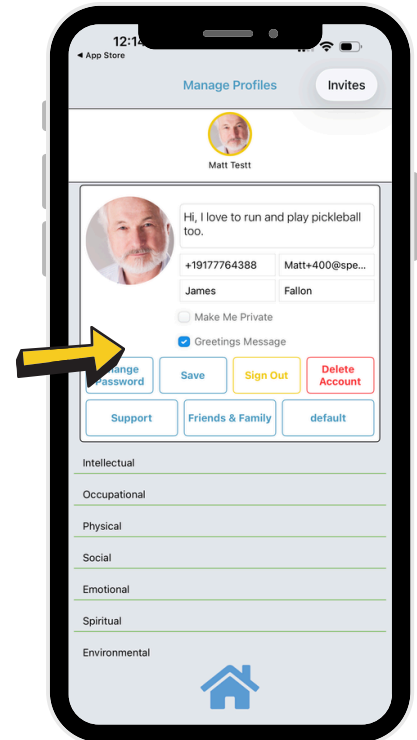
# PERSONAL GREETING

Let your friends and family know you are up and about by tapping the “Hello” button.



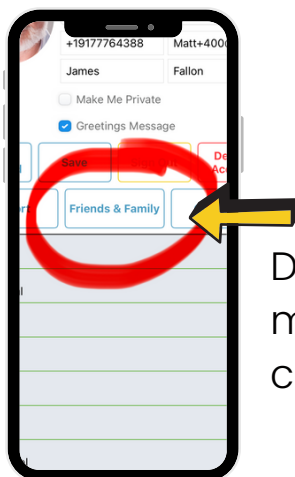
## Enable

To turn this on, simply check this checkbox.



## Greeting

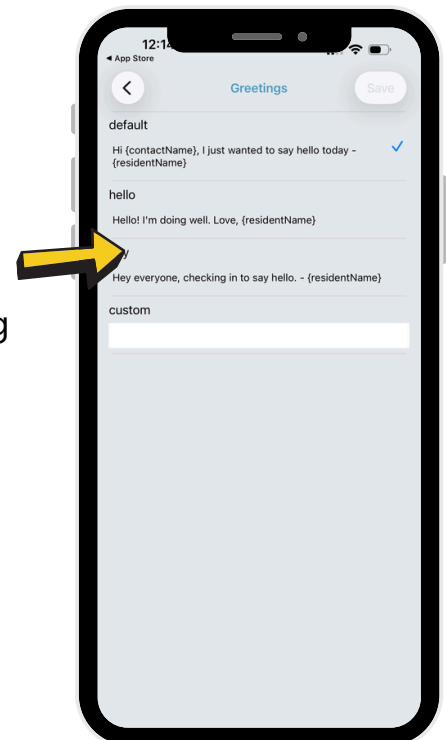
This lets your community know you are active today, and send a friendly greeting to your contacts.



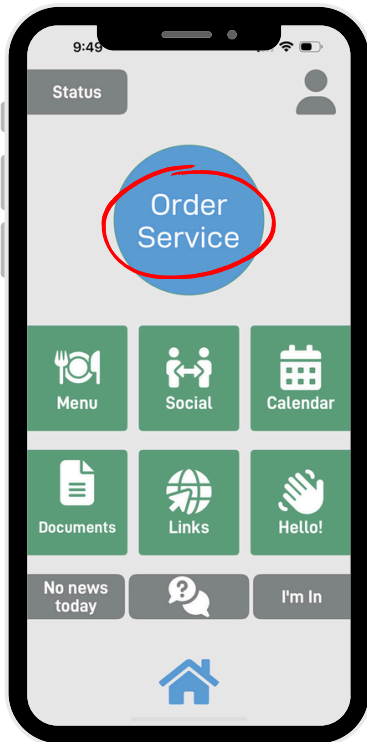
Don't forget, you can manage your contacts here.

## Personalize

Choose a greeting or type your own.



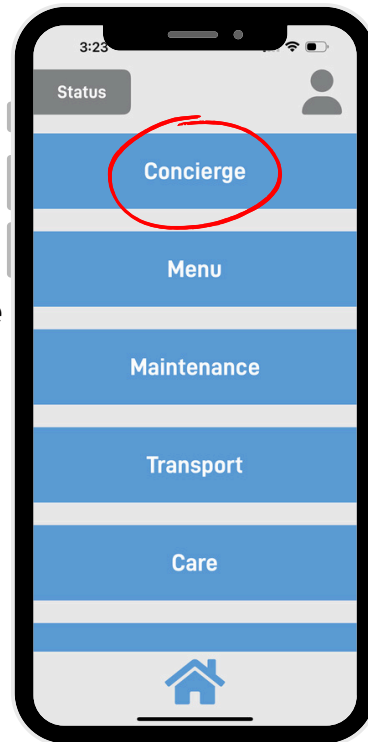
# REQUESTS ON NEIGHBORS APP



## 1. Click “Order Service”

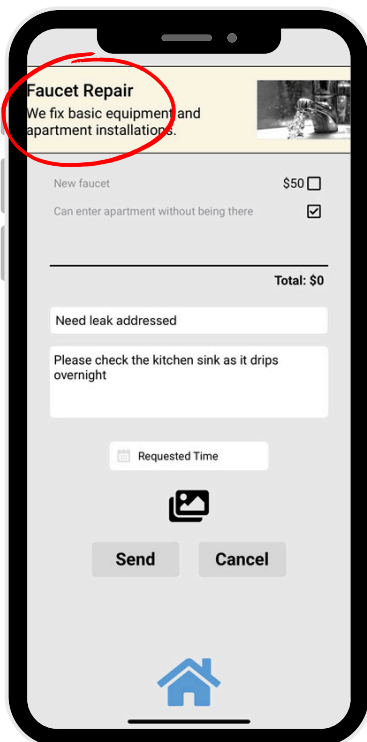
Use your finger to scroll up and down to view more departments.

Click the department to select your specific request.



## 2. Select your category

Each category will present a set of available services.



## 3. Send service request

If available, select any add ons. Check to make sure all details are correct.

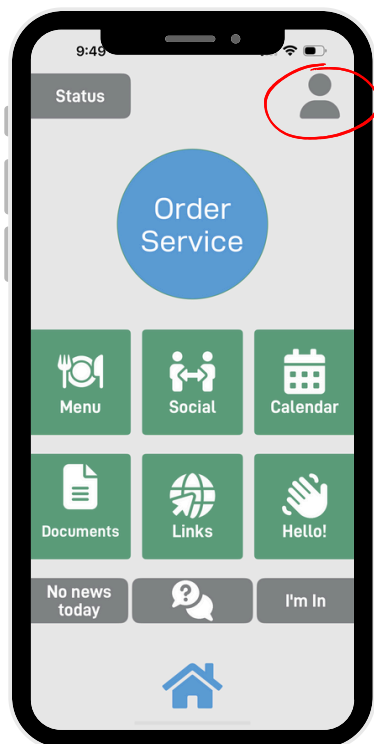
Choose if you want this request now or schedule it for the future.

Your community will ultimately approve and schedule the request, and alert you once the request is accepted and scheduled.

To view your status, click the bell icon on the top center on the home page.

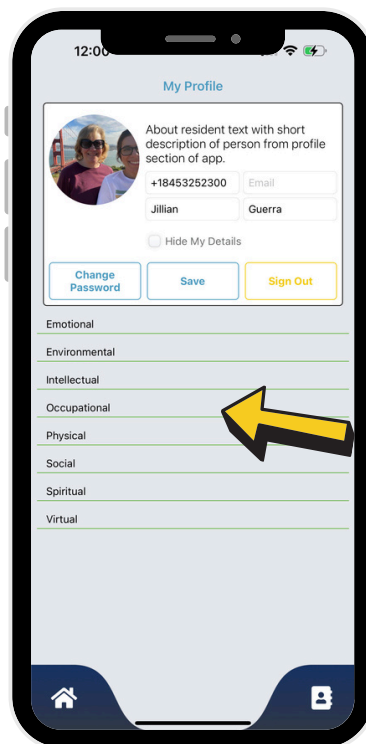


# PROFILE ON NEIGHBORS APP



## 1. Select your Profile icon

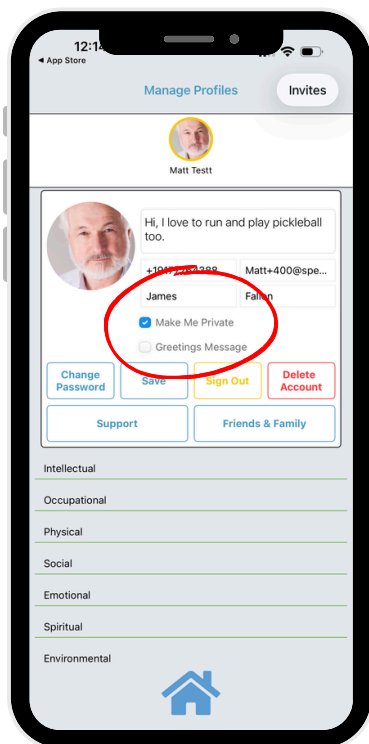
This is in the top right corner.



## 2. Edit your Profile

Update your name, email, or password.

Click into any category to select your interests, likes, and hobbies.



## Make Me Private

If you would like your account and details to be private, click this box and hit "Save".

By clicking this, the following is enacted:

- Other residents cannot see your profile
- Your daily activity is hidden from family
- Others cannot sign you up for events and meals