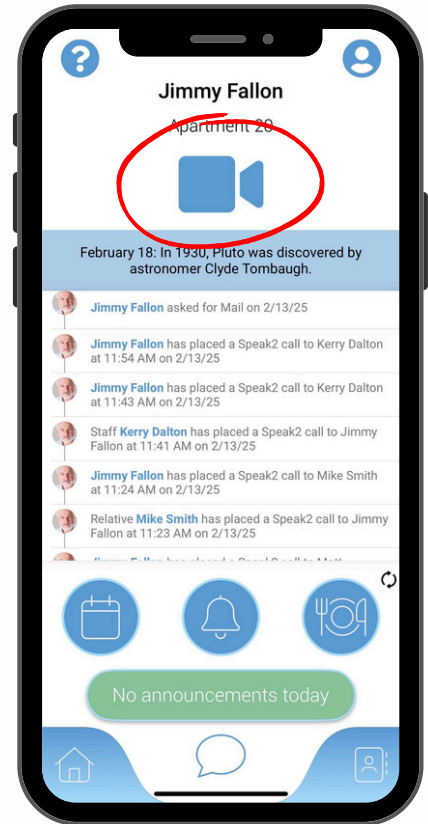


FAMILY APP

AUDIO OR VIDEO CALL

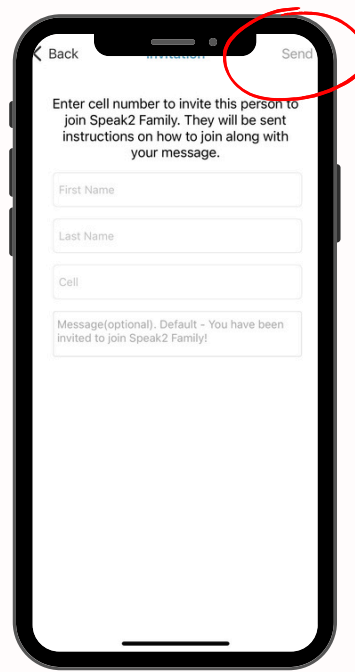
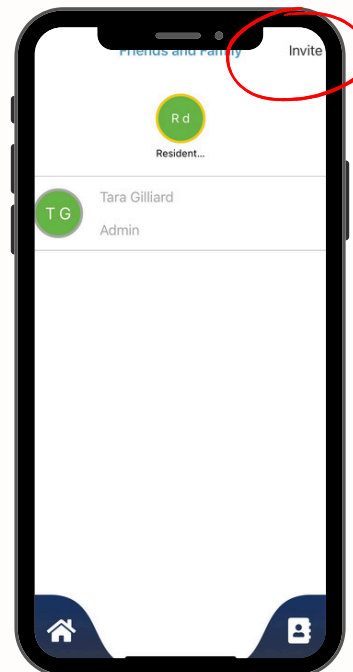
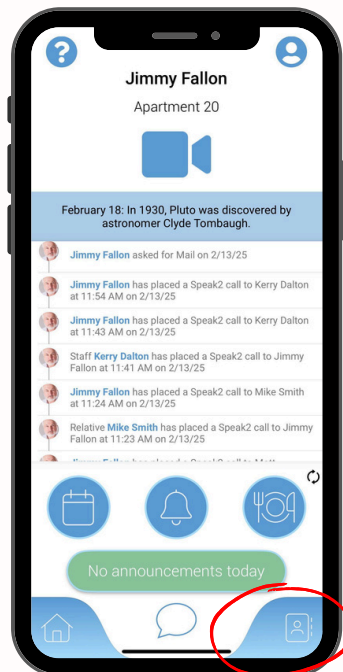
1. Select the video icon in the middle.
2. The call will start and the Resident must answer by saying, "Alexa, answer."
3. There are no voicemails. If there is no answer, try again later or send a message.



INVITE CONTACTS

Once added, the contact is in the Alexa Address Book. They are sent a text message with 4 digit one time code to sign up and connect.

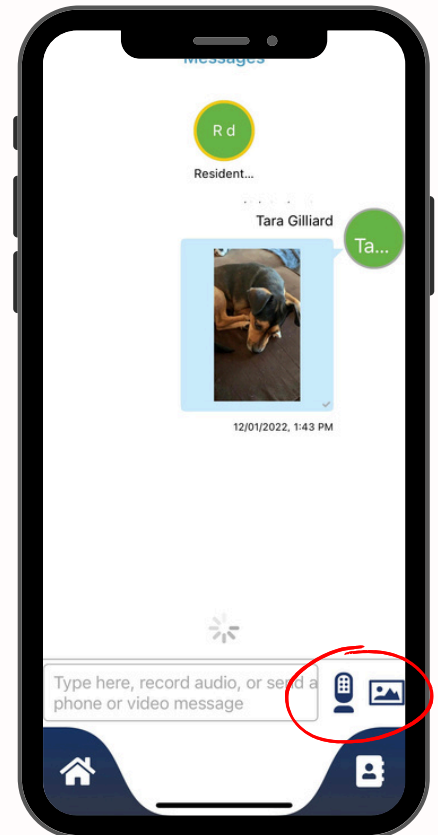
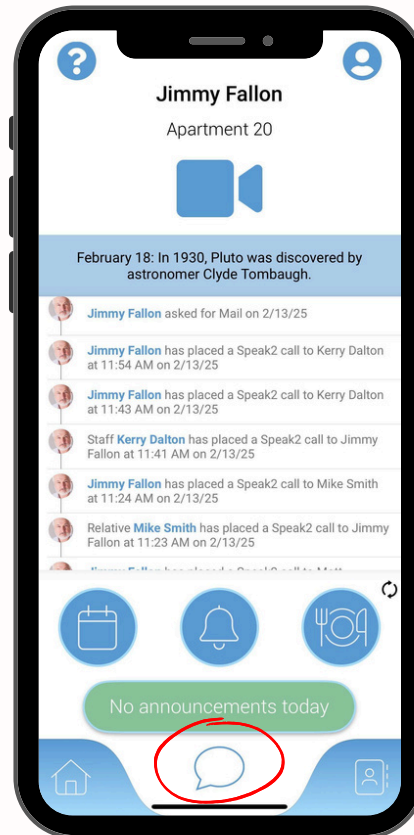
1. Click the Address Book icon in the lower right corner
2. Select Invite in the upper right corner
3. Enter contact information and select Send in the upper right corner.



FAMILY APP

SEND MESSAGES

1. Click the Message icon
2. Send a text message to read as Alexa's voice, audio message, or send a photo or video.
3. Alexa will ring like a Notification. Residents can ask, "Alexa, what are my messages" to hear their messages and reply back.



COMMUNITY INFORMATION

Click Notifications to set a notification on the device.

View the Calendar and Menu by pressing each button.

Click Announcements to view any announcements by the community.

Click the question mark top left corner to ask questions or get support.

Click your profile icon in the top right corner to see your profile information.

